



Monthly Financial Report

December 2022
Supplement



Operating Results

Operating Expenses

Category	Year-To-Date			Percent Change
	2021	2022	Change	
Thruway Operating Expenses				
Admin and General	\$11,487,218	\$11,286,087	(\$201,131)	-1.8%
Information Technology	14,571,988	22,892,375	8,320,387	57.1%
Engineering Services	6,449,977	6,420,490	(29,487)	-0.5%
Maintenance & Operations				
Thruway Maintenance	88,310,106	96,133,759	7,823,653	8.9%
Equipment Maintenance	29,717,713	36,024,789	6,307,076	21.2%
Traffic and Services	9,630,456	10,335,227	704,771	7.3%
Finance and Accounts	6,185,253	5,823,388	(361,865)	-5.9%
Revenue Management	74,838,797	75,368,099	529,302	0.7%
General Charges *	205,601,151	217,931,287	12,330,136	6.0%
Total Thruway Operating	\$446,792,659	\$482,215,501	\$35,422,842	7.9%
Other Operating Expenses				
State Police**	\$64,468,509	\$66,246,231	\$1,777,722	2.8%
Total Other Operating Expenses	\$64,468,509	\$66,246,231	1,777,722	2.8%
Total Operating Expenses	\$511,261,168	\$548,461,732	\$37,200,564	7.3%

* Includes changes relative to unfunded OPEB and Pension Adjustment (See Notes D and E of Monthly Statement) and are as follows:

Pension Contributions	\$22,462,000	\$16,891,000	(\$5,571,000)	-24.8%
Pension Adjustment LT liability and deferred Pension resources	(10,531,998)	(\$14,059,355)	(\$3,527,357)	33.5%
Unfunded Retiree Health Insur. & Other Benefits	110,385,867	119,824,001	9,438,134	8.6%
Funded Health Insurance & Other Benefits	63,284,705	66,016,481	2,731,776	4.3%
Social Security	9,423,743	9,496,854	73,111	0.8%
Workers' Compensation Insurance	7,160,146	7,154,812	(5,334)	-0.1%
Other General Charges	3,416,688	12,607,494	9,190,806	269.0%
Total General Charges	\$205,601,151	\$217,931,287	\$12,330,136	6.0%

** Reflects the State Police expenses that the Authority reimburses the State as part of the 2016/17 Approved State Budget as of 4/1/2016. This includes reimbursement for purchase of vehicles and equipment.

Operating Revenues

Category	Year-To-Date			Percent Change
	2021	2022	Change	
Toll Revenue				
Passenger Revenue	\$760,269,169	\$820,398,963	\$60,129,794	7.9%
Commercial Revenue	404,456,145	439,945,081	35,488,936	8.8%
	355,813,024	380,453,882	24,640,858	6.9%
Toll Related Fees				
E-ZPass Fees	46,623,880	62,781,940	16,158,060	34.7%
Toll by Mail Fees	12,029,700	12,873,607	843,907	7.0%
Special Hauling	32,134,647	47,444,580	15,309,933	47.6%
	2,459,533	2,463,753	4,220	0.2%
Lease Revenues				
Fiber Optic User Fees	13,659,132	15,546,257	1,887,125	13.8%
Service Areas	7,922,311	8,775,605	853,294	10.8%
	5,736,821	6,770,652	1,033,831	18.0%
Other Revenues	5,860,662	1,212,086	(4,648,576)	-79.3%
Total Operating Revenue	\$826,412,843	\$899,939,246	\$73,526,403	8.9%

*** Toll by Mail fee's are from the All Electronic Toll Collection operation at the Gov. Mario M. Cuomo Bridge Barrier that started April 2016 and for the North & South Grand Island Bridge Barriers in March 2018, Harriman 2018, Yonkers November 2018, New Rochelle

Operating Budget vs. Actual

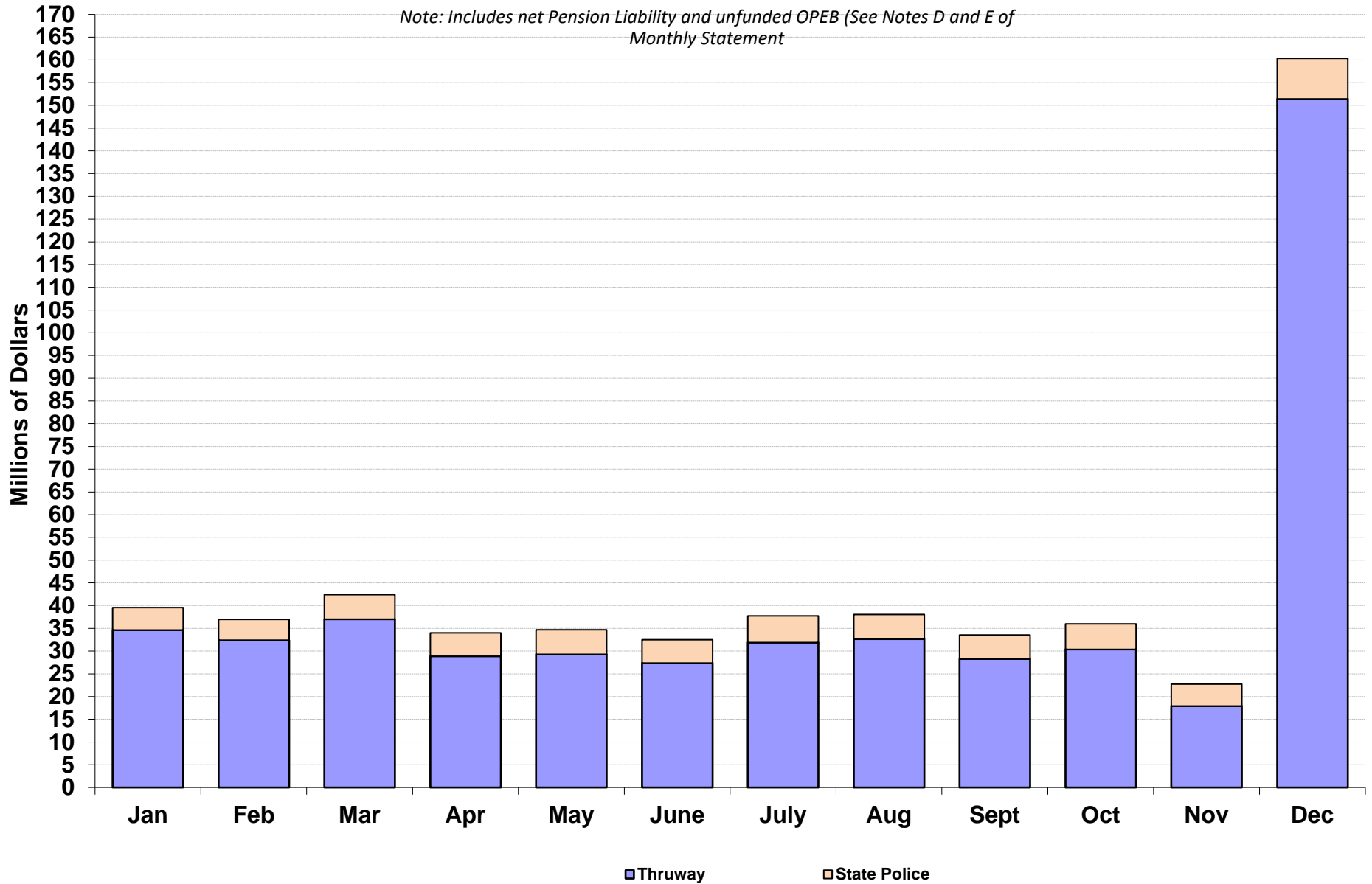
	Year-To-Date			Percent Difference
	2022 Budget	Actual	Difference	
Total Operating Expenses:				
Thruway Operating Expenses *	\$379,419,948	\$361,823,093	(\$17,596,855)	-4.6%
Claims, Envir. Reserves	1,000,000	16,000,000	15,000,000	1500.0%
Other Operating Expenses- State Police **	66,526,101	66,246,231	(279,870)	-0.4%
Total Operating Expenses	\$446,946,049	\$444,069,324	(\$2,876,725)	-0.6%
 Total Operating Revenues:				
Net Toll Revenue ***	\$810,770,000	\$820,398,963	\$9,628,963	1.2%
Toll Related Fees	62,600,000	\$62,781,940	181,940	0.3%
Lease Revenues	13,748,000	\$15,546,257	1,798,257	13.1%
Other Revenues	10,885,000	\$17,345,802	6,460,802	59.4%
Total Operating Revenue	\$898,003,000	\$916,072,962	\$18,069,962	2.0%

* Excludes unfunded OPEB (See Note E of Monthly Statement) and adjustment of net Pension liability and changes in Inflows/outflows adopted in 2015 in accordance with GASB 68 (see Note D).

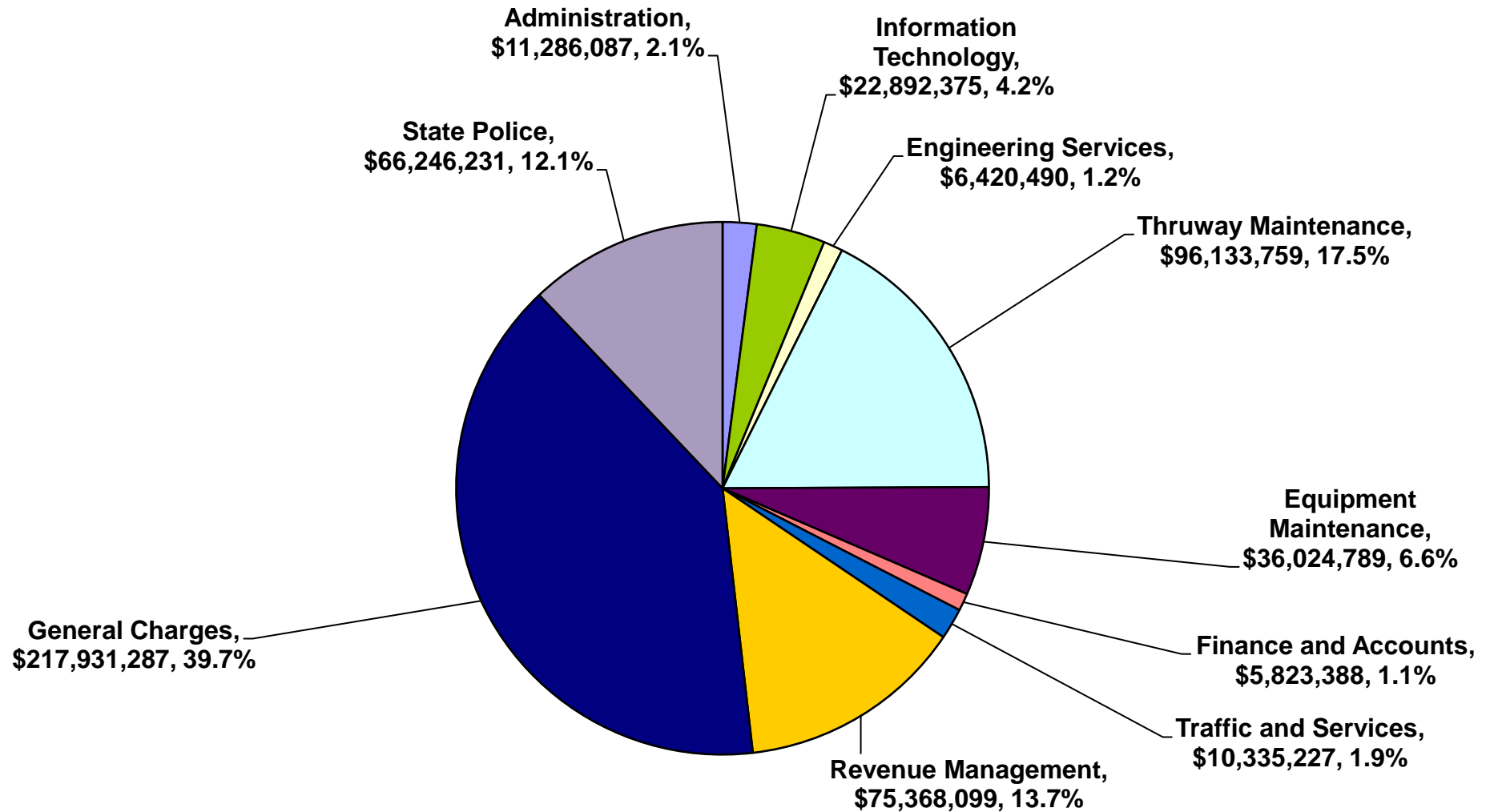
** The State's 2016/17 Budget provides the Authority reimburse for State Police - Troop T costs as of 4/1/2016. This includes reimbursement for equipment and vehicles that are typically billed later in year.

*** Includes the adjustment of accounts receivable for Tolls by Mail which is outstanding and thus not available until paid.

2022 YTD Operating Expenses

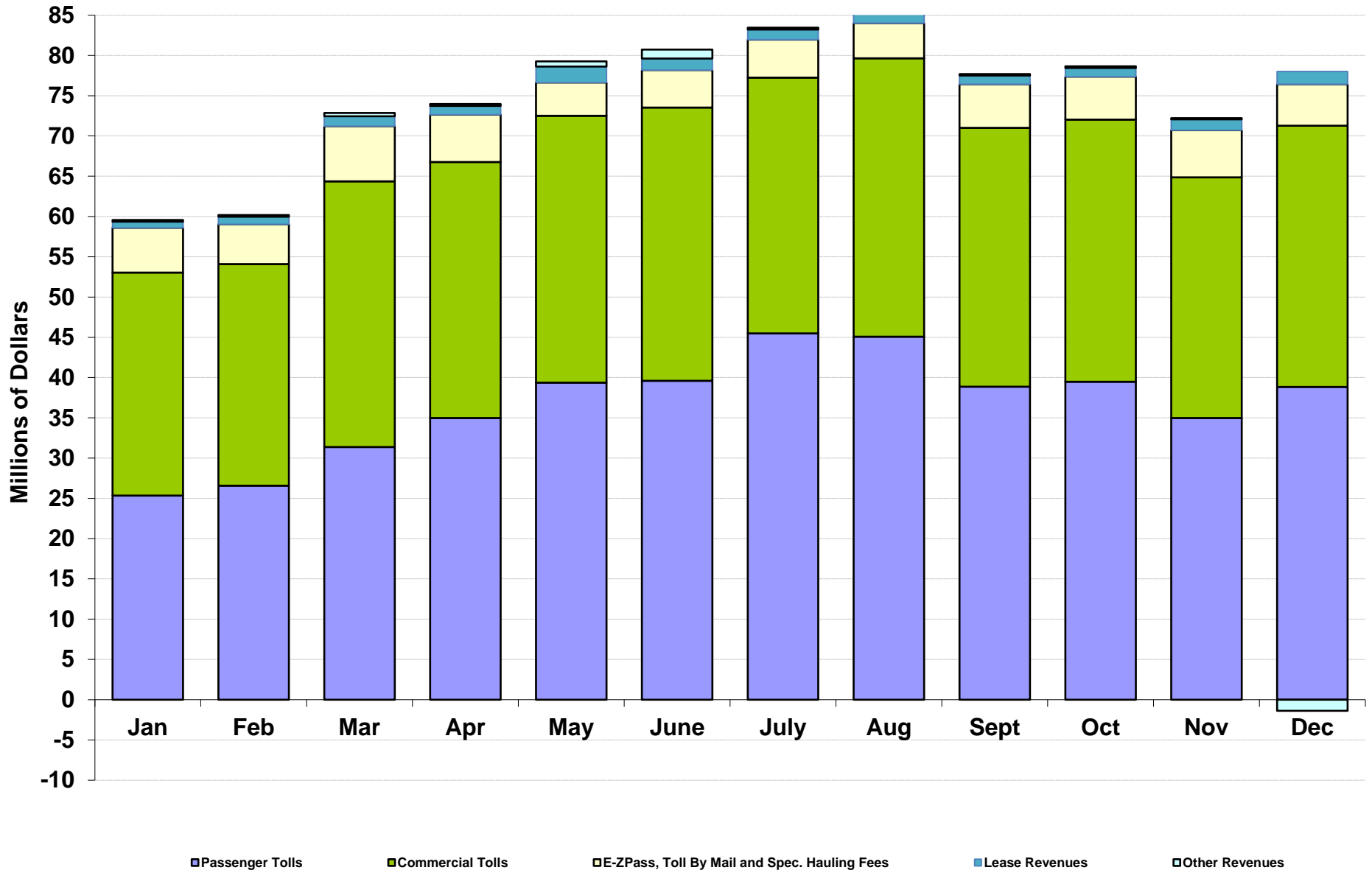


2022 YTD Operating Expenses

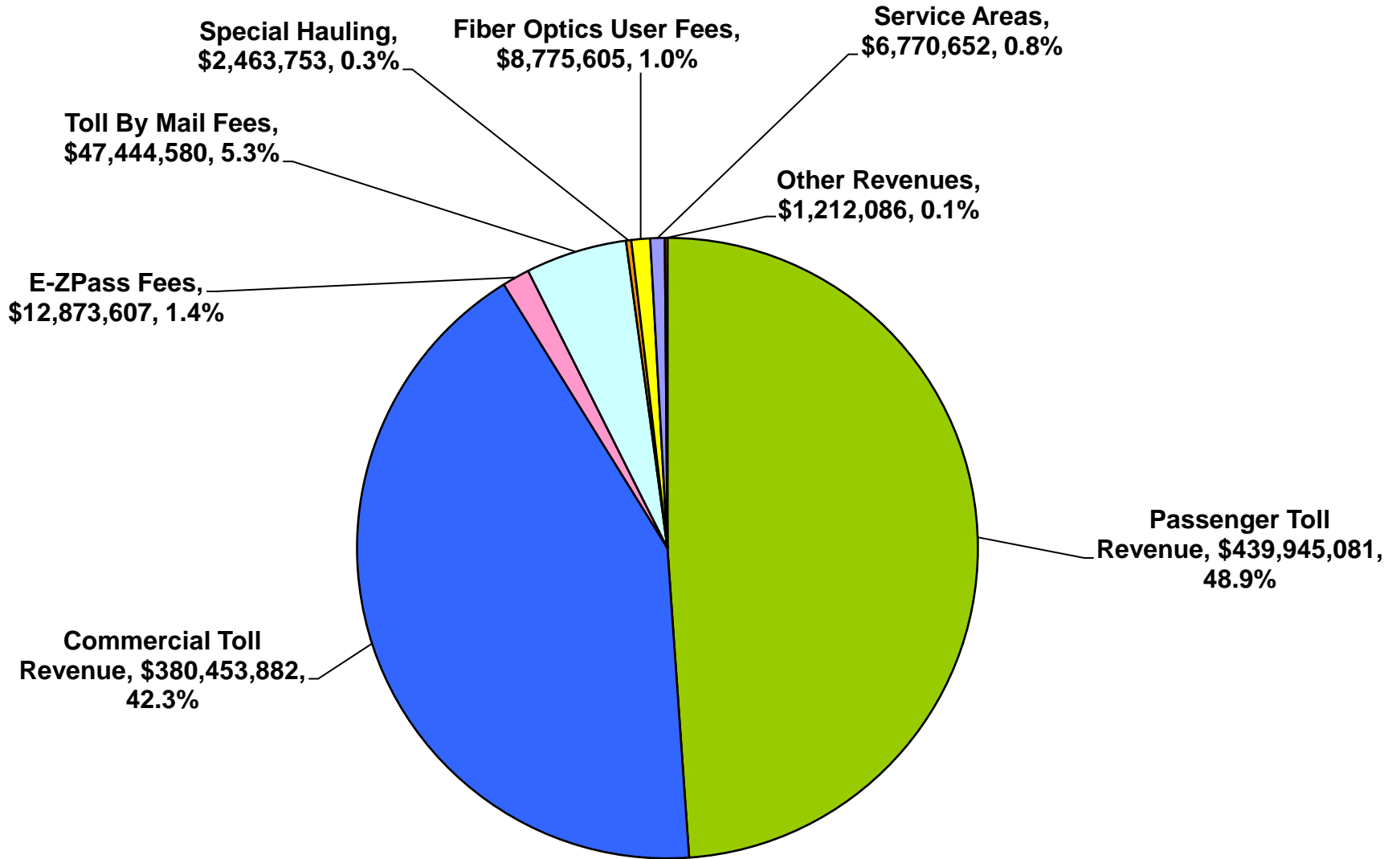


Note: General Charges include net Pension liability and unfunded OPEB (See Notes D and E of Monthly Statement)

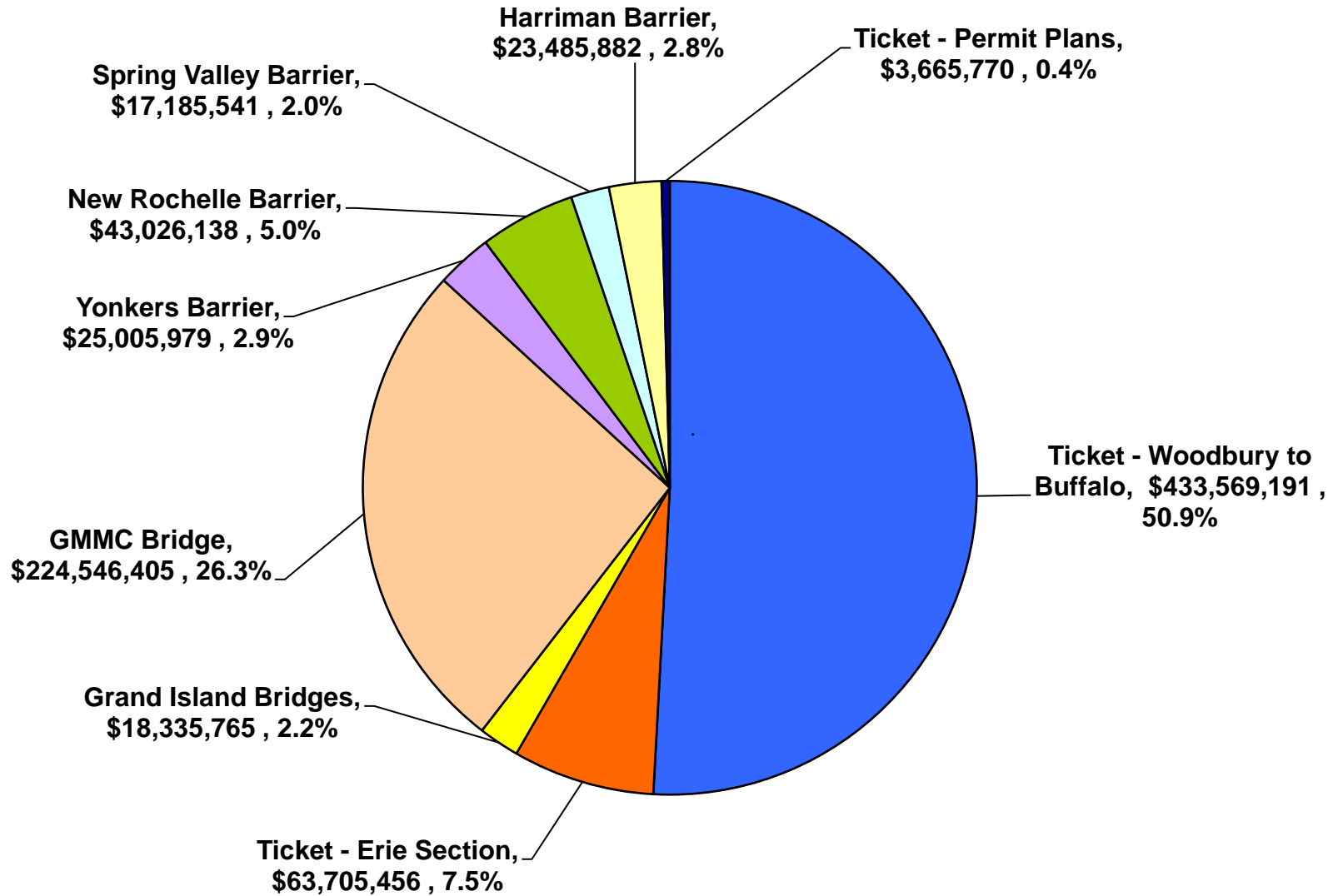
2022 YTD Operating Revenues



2022 YTD Operating Revenue

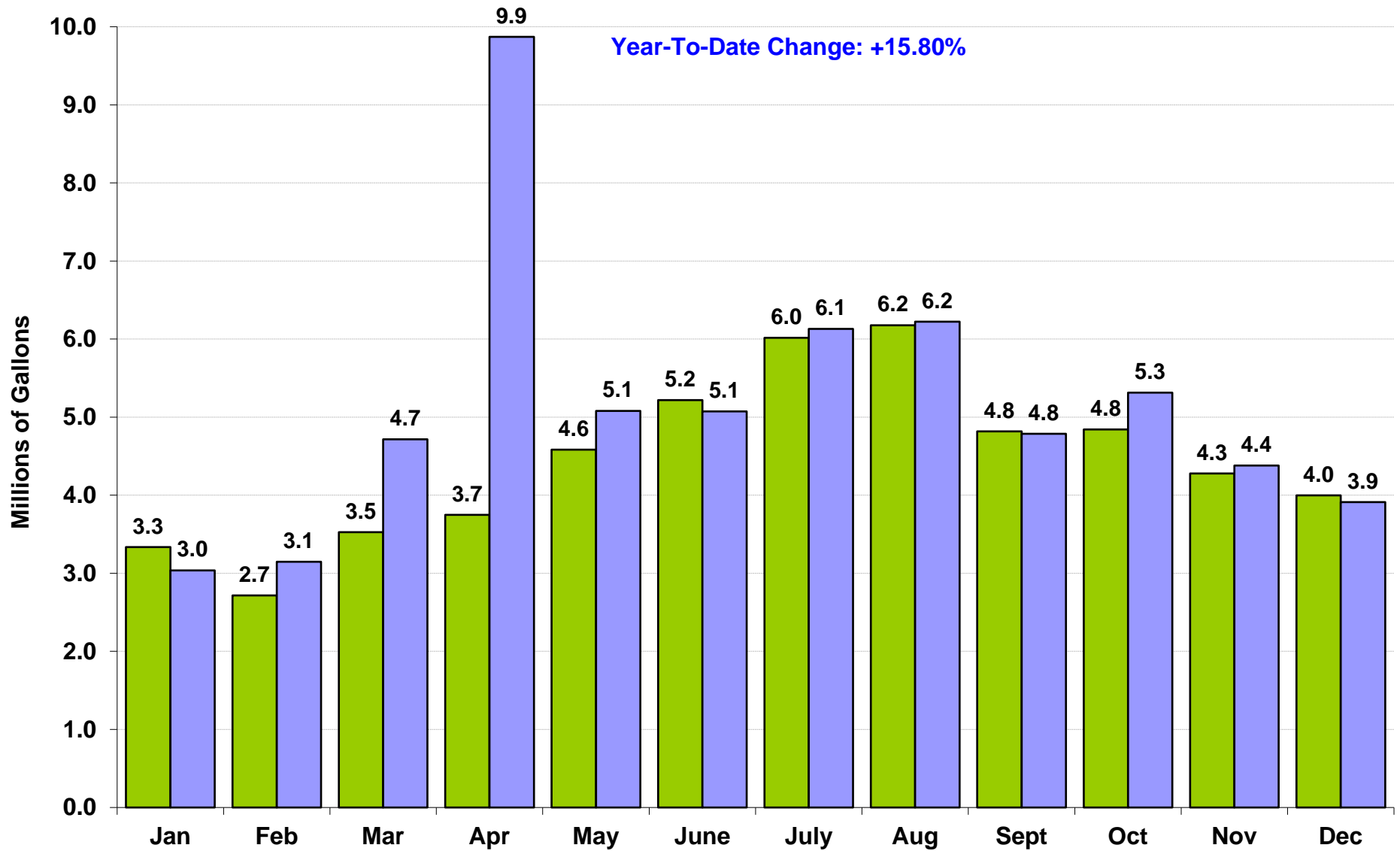


2022 YTD Toll Collections, By Location

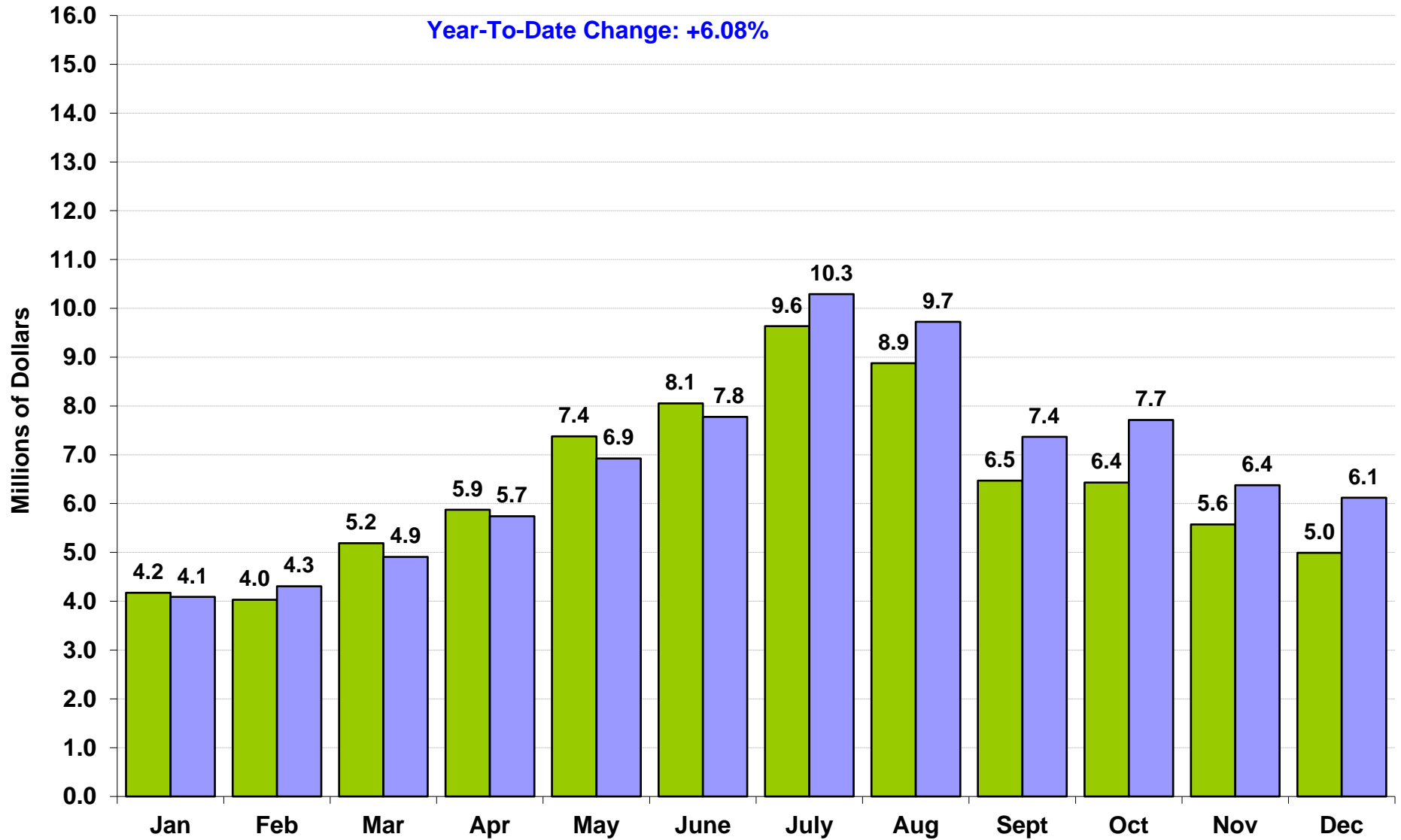


Note: Excludes Impact of Commercial Volume Discount Program.

Fuel Deliveries to Service Areas



Restaurant Sales at Service Plazas

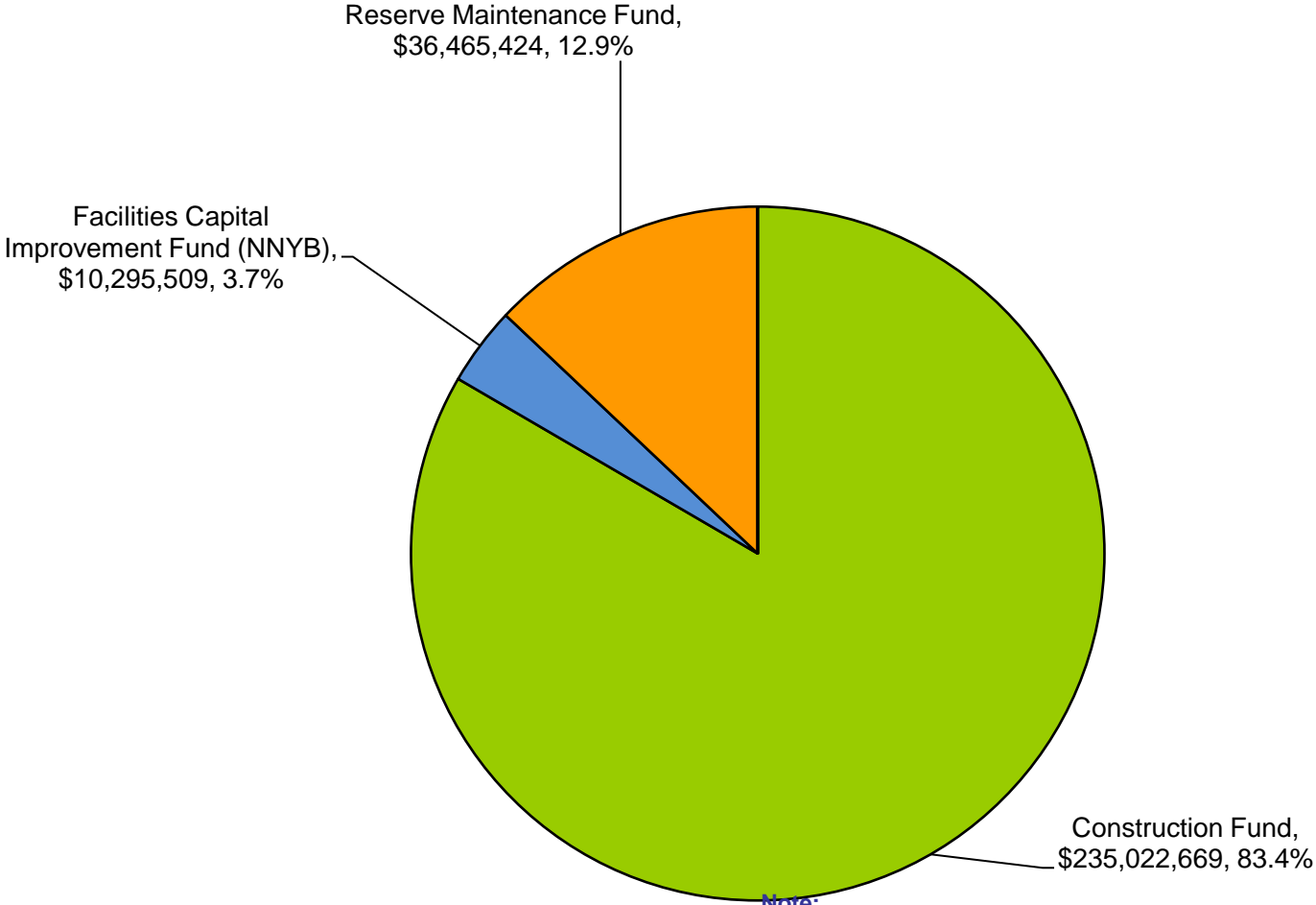


Thruway Capital Program

(Includes New NY Bridge Project)

2022 YTD Capital Program Expenses, by Fund

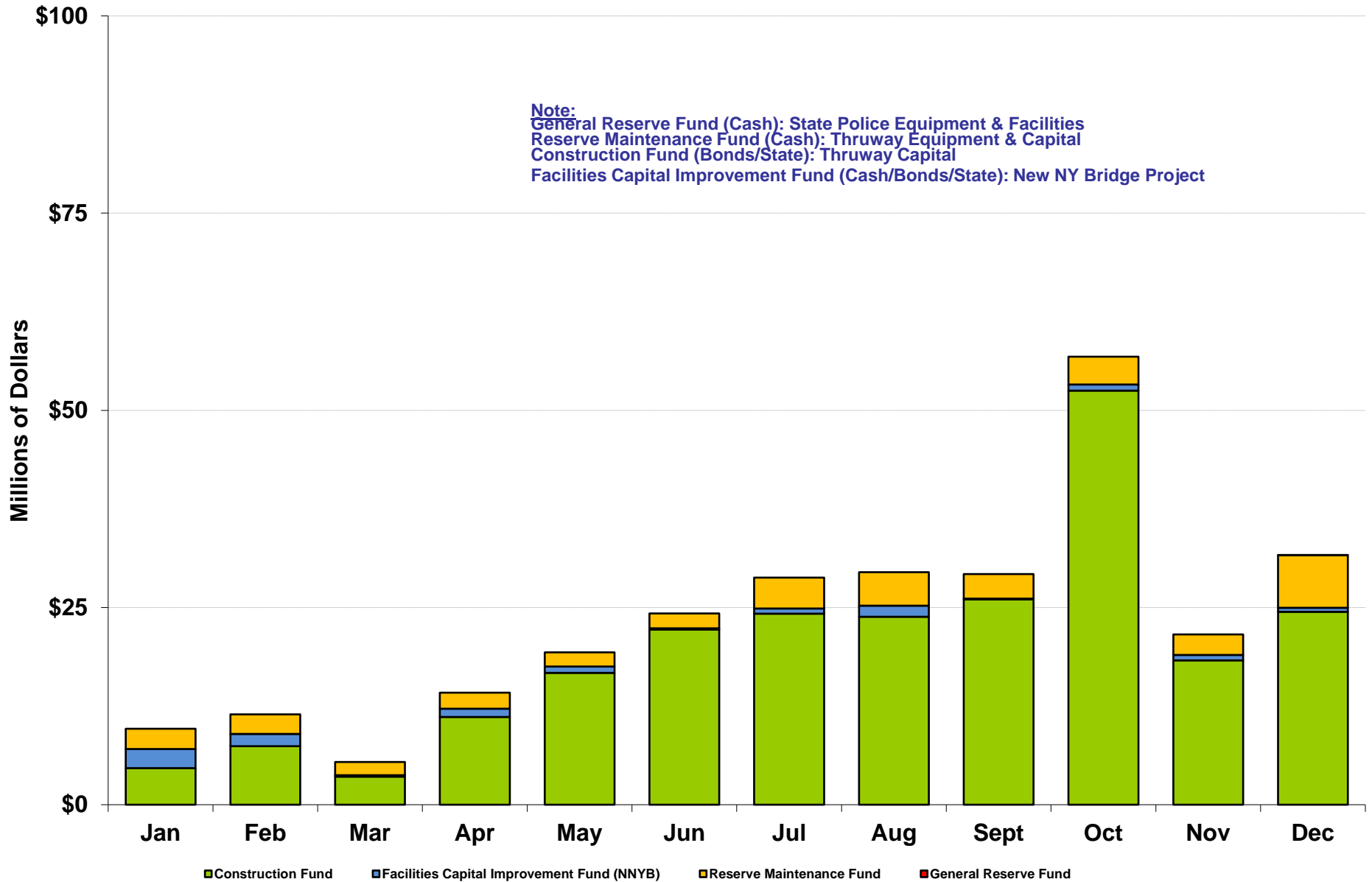
YTD Total Expenses = \$281.8 million



Note:
General Reserve Fund (Cash): State Police Equipment & Facilities
Reserve Maintenance Fund (Cash): Thruway Equipment & Capital
Construction Fund (Bonds): Thruway Capital
Facilities Capital Improvement Fund (Cash/Bonds): New NY Bridge Project

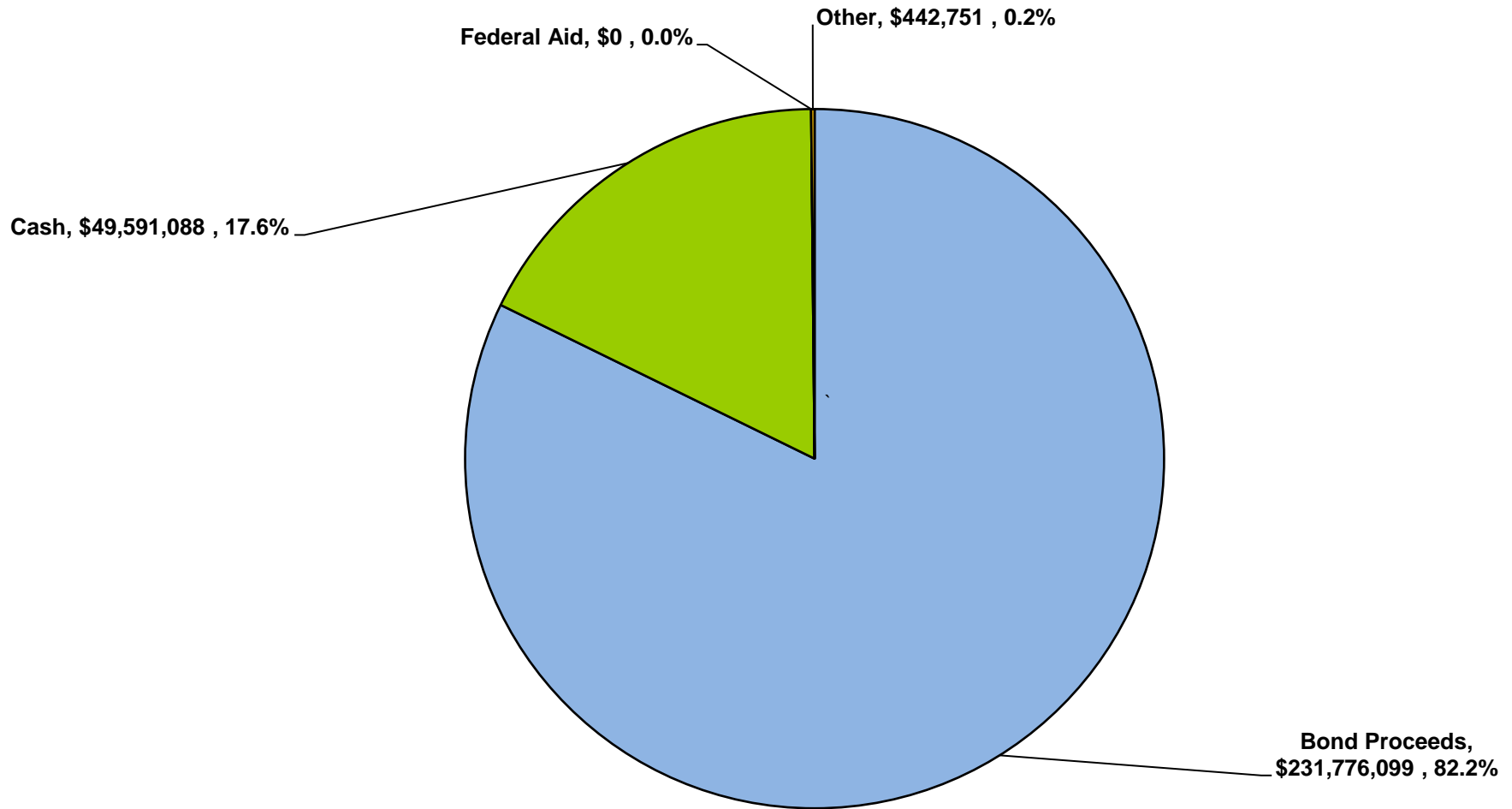
2022 YTD Capital Program Expenses, By Fund

YTD Total Expenses = \$281.8 million



2022 YTD Capital Funding Sources

YTD Total Expenses = \$281.8 million



2022 YTD Capital Expenses, By Fund

YTD Total Expenses = \$281.8 million

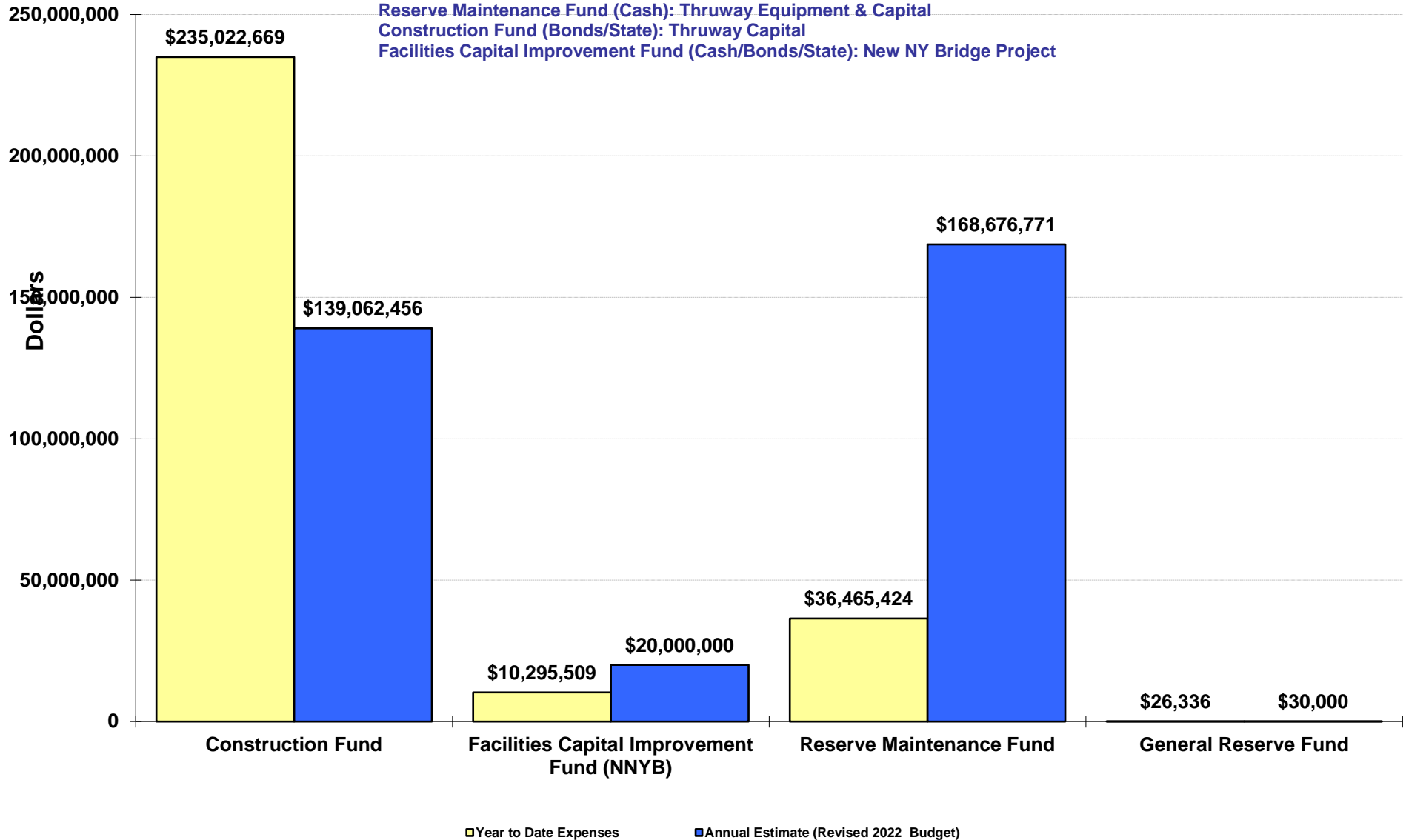
Note:

General Reserve Fund (Cash): State Police Equipment & Facilities

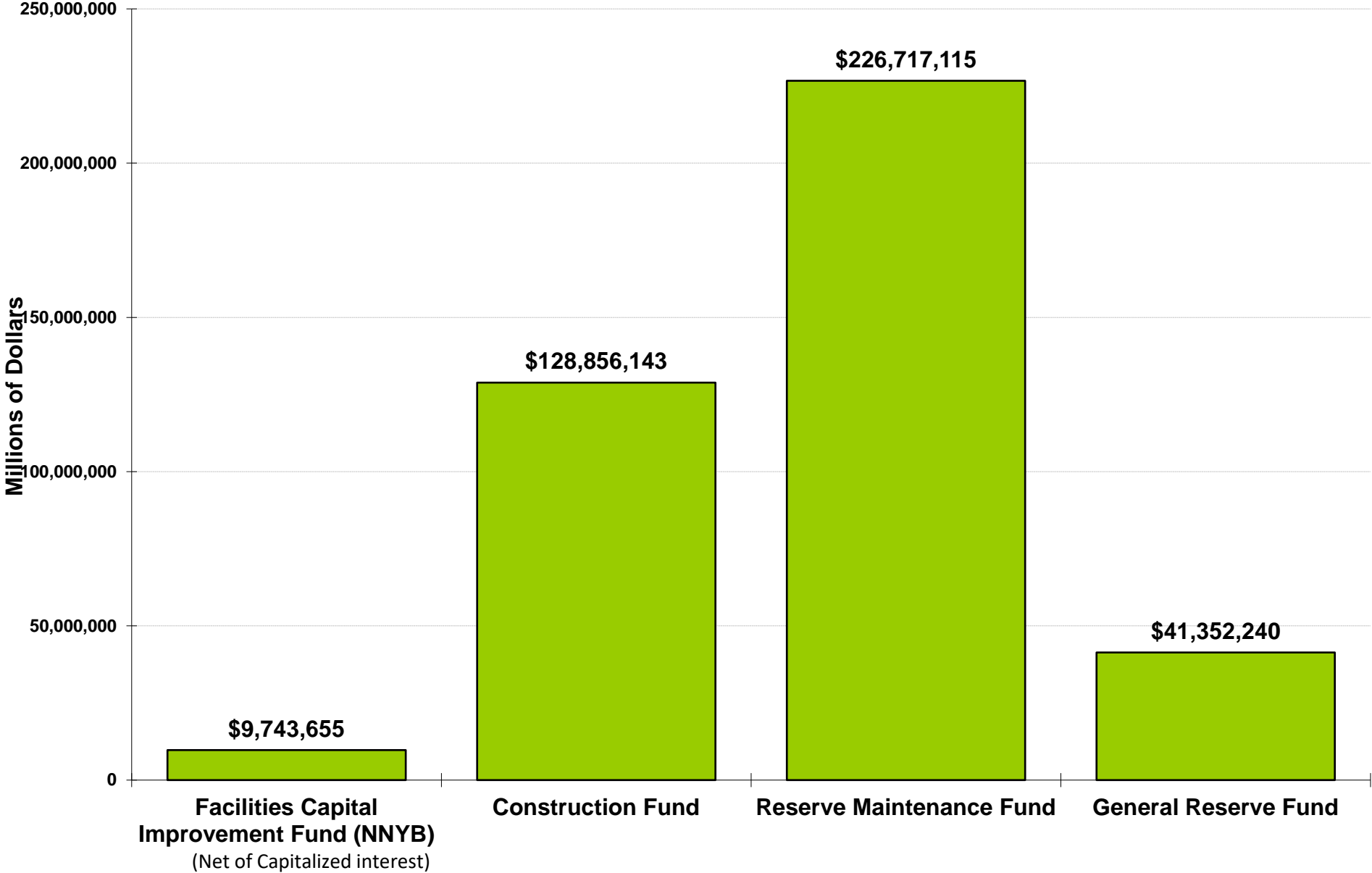
Reserve Maintenance Fund (Cash): Thruway Equipment & Capital

Construction Fund (Bonds/State): Thruway Capital

Facilities Capital Improvement Fund (Cash/Bonds/State): New NY Bridge Project

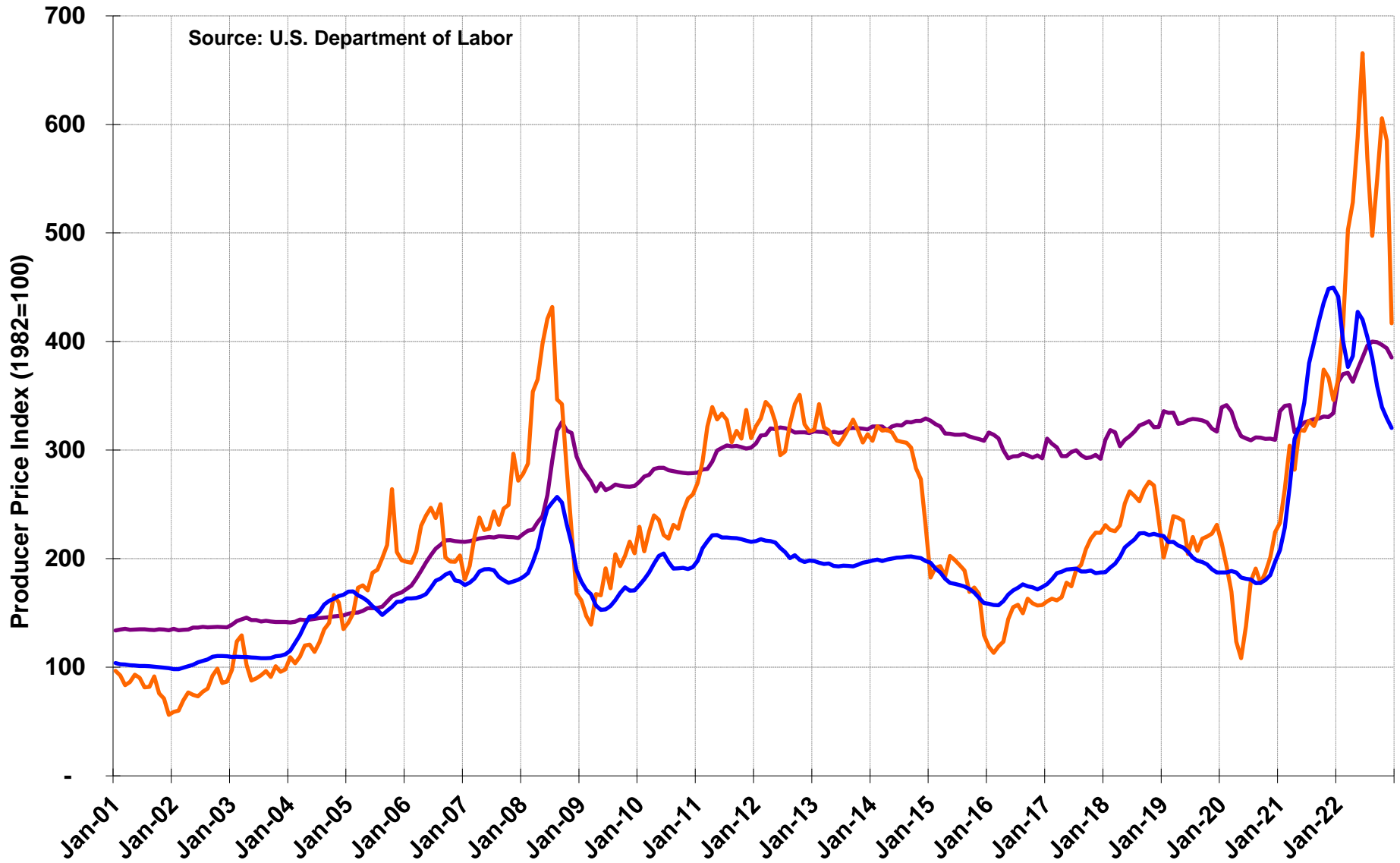


2022 Capital Fund Balances at End of Month



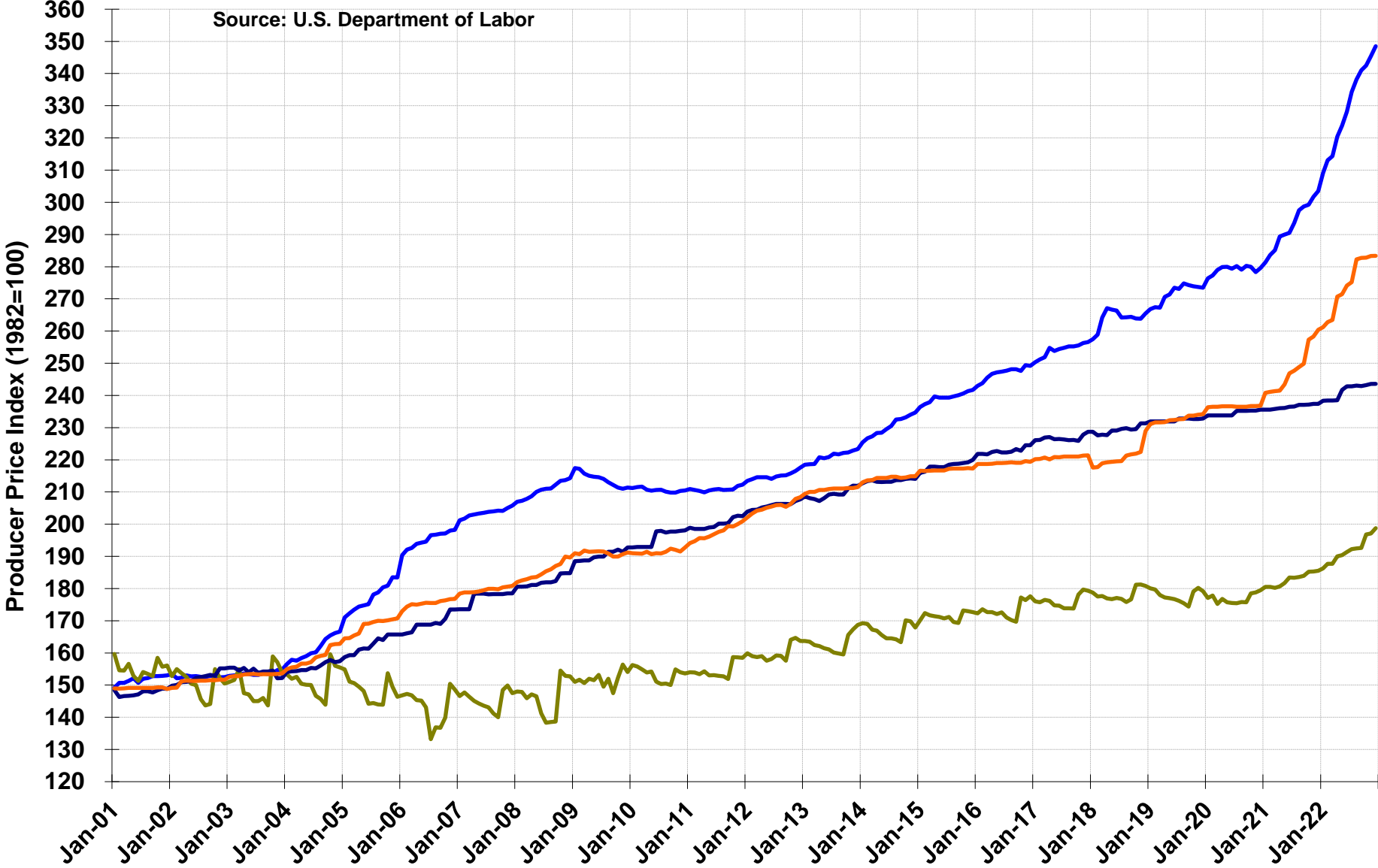
Producer Prices: Construction Inputs

Asphalt Paving Mixtures No. 2 Diesel Fuel Steel Mill Products

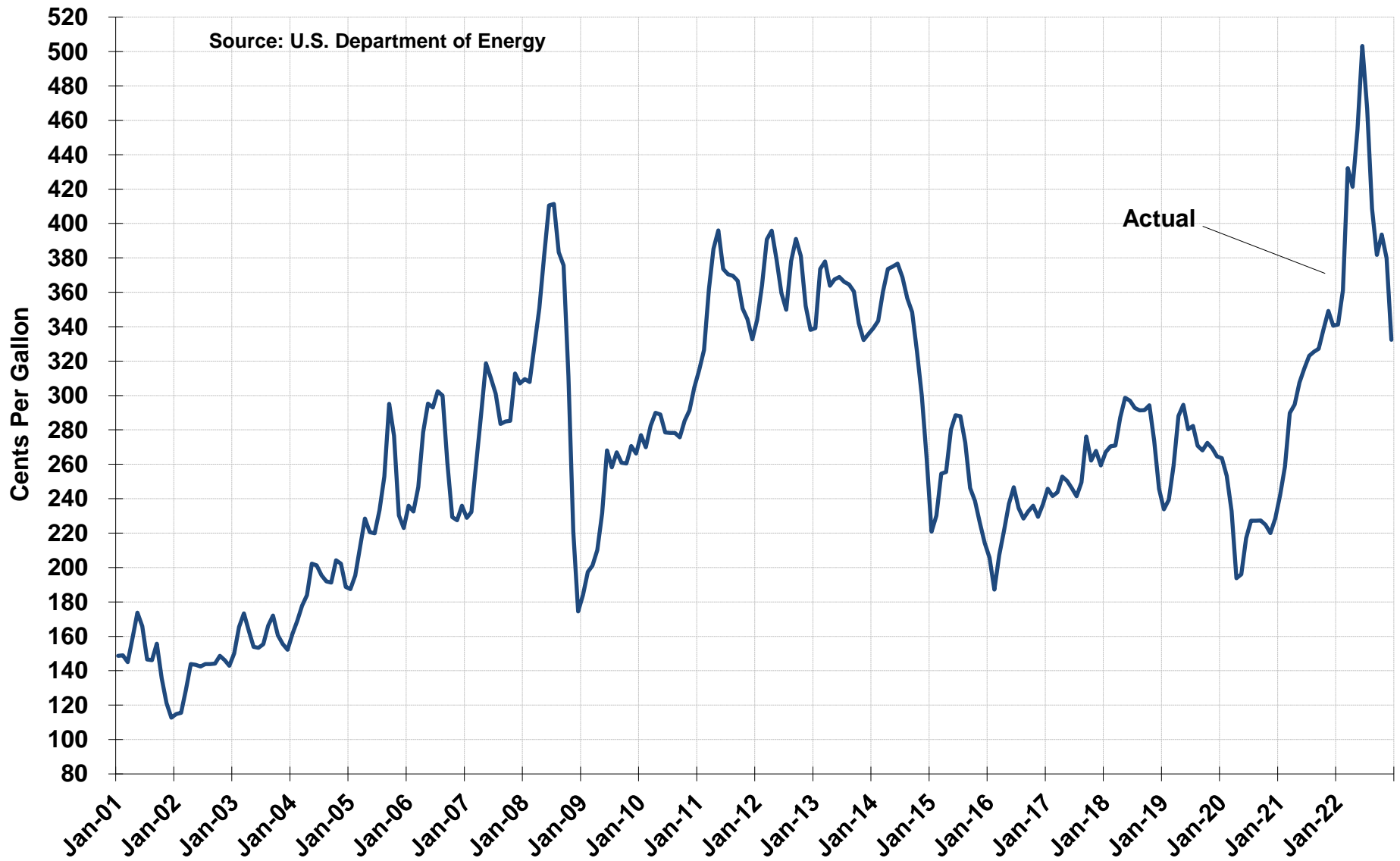


Producer Prices: Construction Inputs

Concrete Products Light Motor Trucks Heavy Trucks Const. Machinery & Equipment



Average Retail Price of Gasoline in U.S. All Grades



Thruway Traffic Information

Thruway Traffic Information

	Year-To-Date			Percent Change
	2021	2022	Change	
Revenue Trips - Location				
Toll Ticket System				
Woodbury to Williamsville	235,518,664	245,841,003	10,322,339	4.4%
Erie Section	21,240,936	21,975,472	734,536	3.5%
Total Ticket System	256,759,600	267,816,475	11,056,875	4.3%
Bridges and Barriers				
Grand Island South	11,580,003	12,027,624	447,621	3.9%
Grand Island North	9,331,241	9,862,286	531,045	5.7%
GMMC Bridge	26,754,698	27,998,908	1,244,210	4.7%
Yonkers	17,434,517	17,897,257	462,740	2.7%
New Rochelle (I-95)	19,552,064	20,359,676	807,612	4.1%
Spring Valley (Commercial Only)	2,157,591	2,292,058	134,467	6.2%
Harriman	17,395,693	17,424,219	28,526	0.2%
Total Bridges and Barriers	104,205,807	107,862,028	3,656,221	3.5%
Total Trips	360,965,407	375,678,503	14,713,096	4.1%
Non-Revenue Trips	1,735,281	1,805,118	69,837	4.0%
Total Revenue Trips	359,230,126	373,873,385	14,643,259	4.1%

Revenue Trips - Type	2021	2022	Change	
Passenger	299,478,601	311,739,956	12,261,355	4.1%
Commercial	59,751,525	62,133,429	2,381,904	4.0%
Total Revenue Trips	359,230,126	373,873,385	14,643,259	4.1%

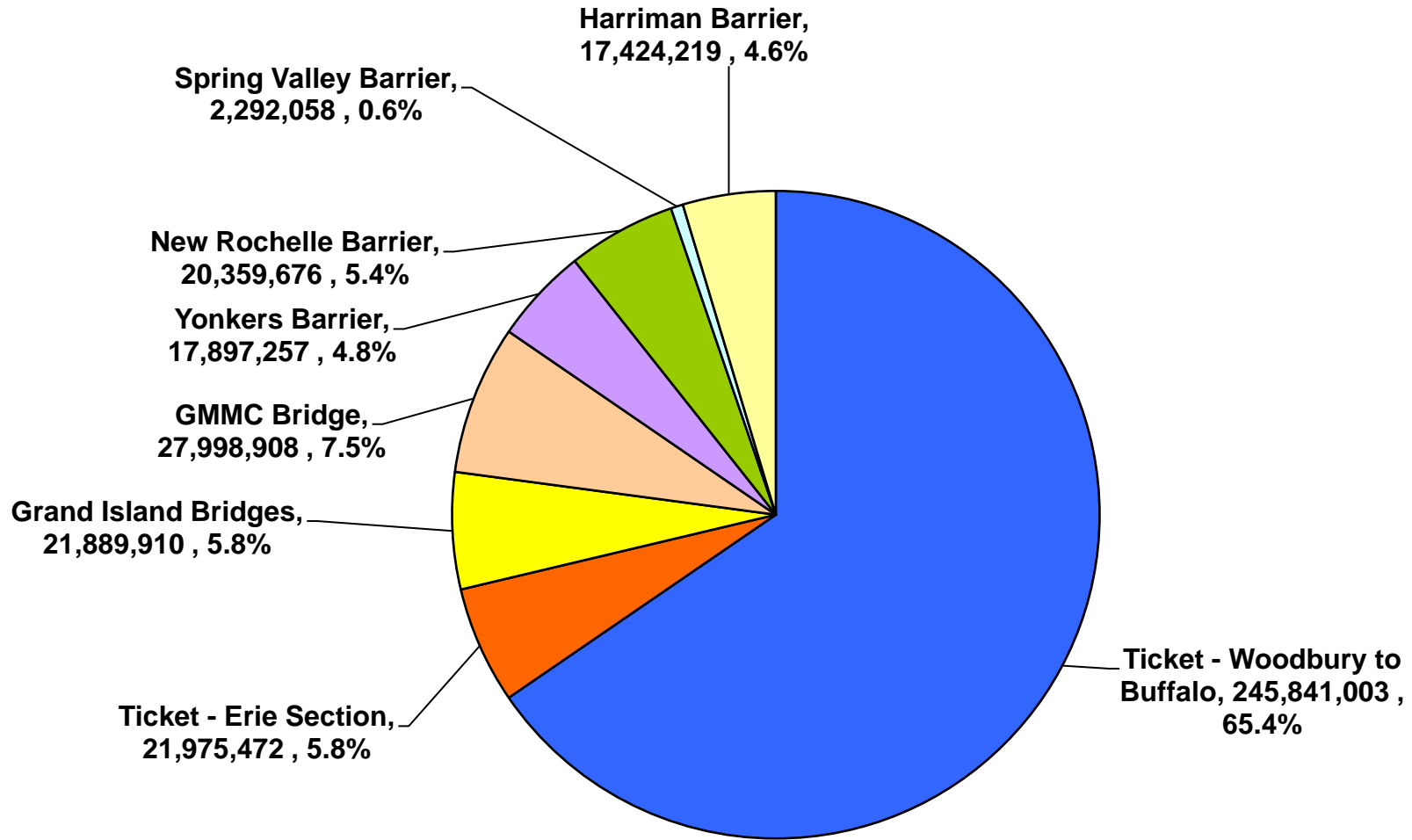
Miles Traveled - Revenue Trips

Toll Ticket System	5,414,828,006	5,589,481,032	174,653,026	3.23%
NY Division Bridge/Barriers	1,492,094,277	1,543,778,768	51,684,491	3.46%
Williamsville-Lackawanna	354,582,168	369,728,429	15,146,261	4.27%
Grand Island Bridges	208,522,460	218,337,400	9,814,940	4.71%
Total Revenue Trip Miles	7,470,026,911	7,721,325,629	251,298,718	3.36%

Average Trip Length (Miles) - All Trips - Ticketed System

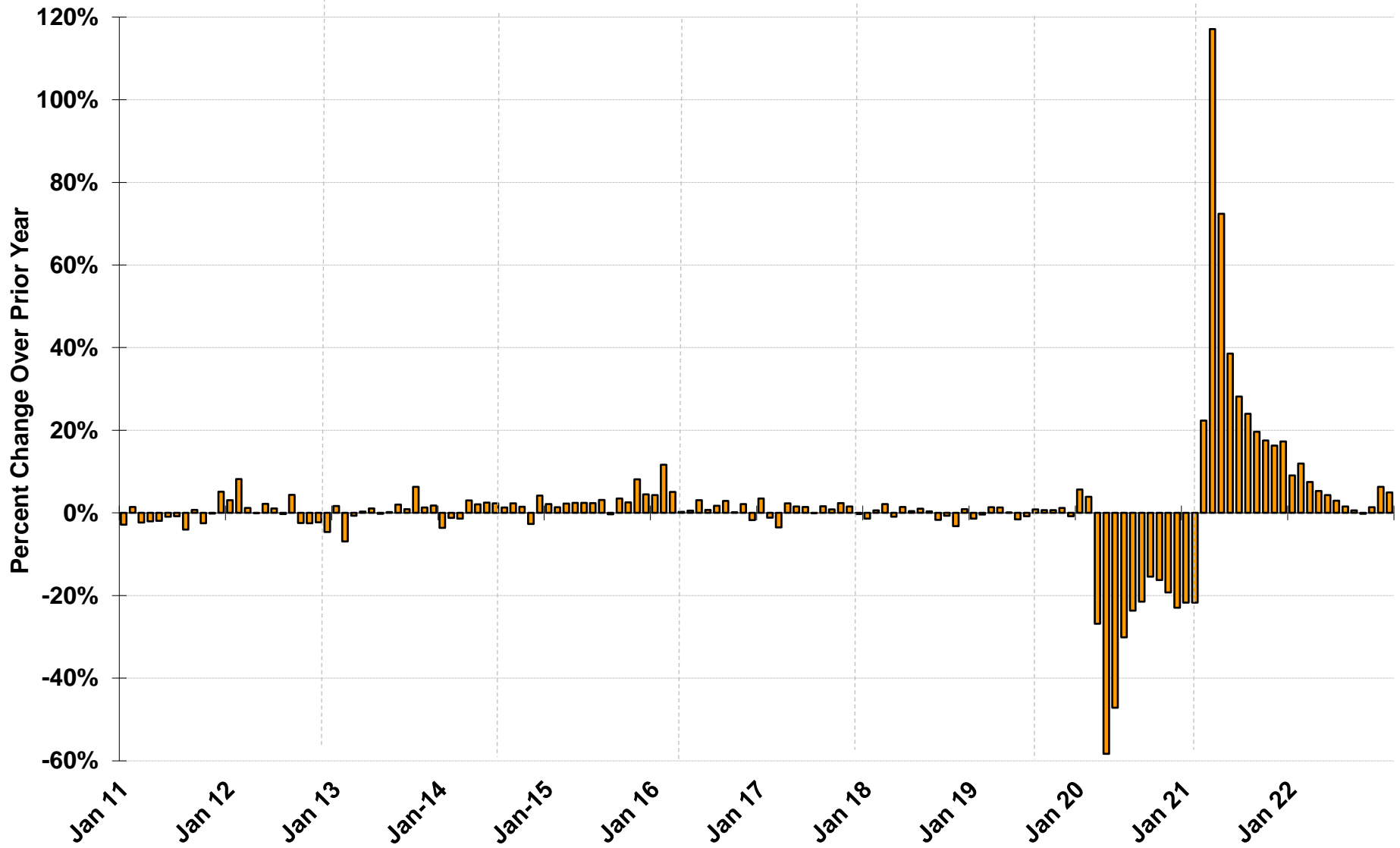
Passenger	18.89	19.91	1.02	5.40%
Commercial	24.77	25.83	1.06	4.28%
Overall	19.98	20.99	1.01	5.06%

2022 YTD Total Thruway Trips, By Location



Percent Change in Monthly Thruway Traffic

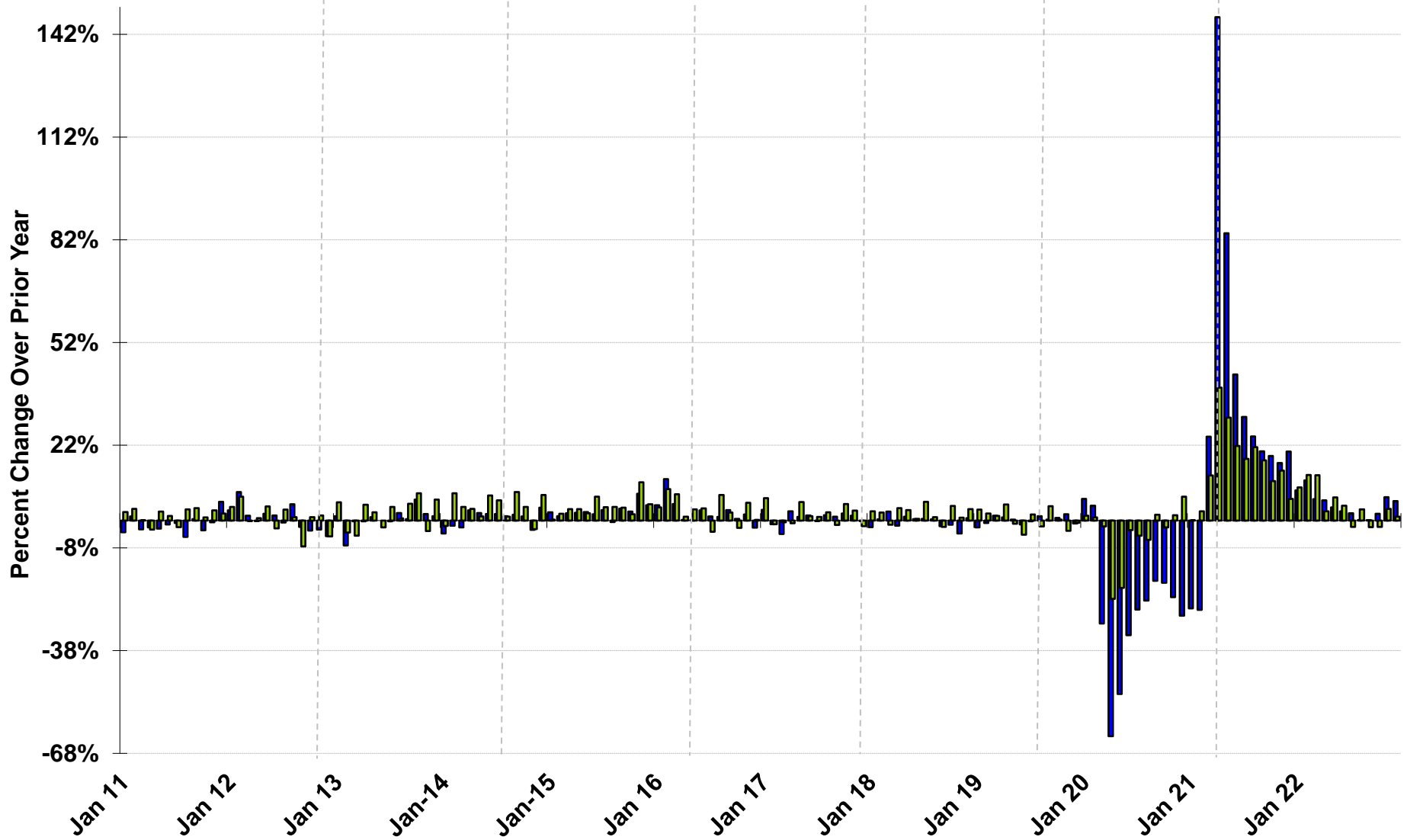
Total Passenger and Commercial Revenue Trips



Percent Change in Monthly Thruway Traffic

By Passenger and Commercial Revenue Trips

■ Passenger ■ Commercial



Operating Expenses and Revenues (Variance from 2022 Budget)

